



# Club Health Assessment for District 106 A through May 2025

			Status	Membership							Reports					Finance	LCIF
Club Number	Club Name	Charter Date		Current Member Count	YTD Members Added	YTD Members Dropped	YTD Net Growth	YTD Net Growth%	Member Count 12 Months Ago	Avg. length of service for dropped members	Months Since Last MMR ***	Yrs. Since Last Officer Report	President Rotation	Vice President Reported ****	Months Since Last Activity Report ***	Account Balance	Donations for current Fiscal Year
			Number of times on status quo within last two years	If below 15 members appears				If net loss is greater than 20% appears			If no report in 3 months appears in	When more than one year appears in	Number of repeat terms		Notes the officers that do not have appears in an active	If no report at 12 months red	
Clubs more than two years old																	
34314	ALLERØD	07/18/1977	Active	10	0	1	-1	-9.09%	12	43	5			IP	M,SC	N/A	
51415	AMMASSALIK	03/12/1991	Active	1	0	1	-1	-50.00%	2	33	7		None		P,S,T,M,VP SC	N/R	
20162	BRONDBY	05/22/1964	Active	9	1	1	0	0.00%	9	1	1		3		T,M,VP,SC	N/A	
20164	COPENHAGEN	06/07/1950	Active	11	0	3	-3	-21.43%	15	24	0		3	N	M,SC	N/R	\$697.53
20167	COPENHAGEN CENTRUM	02/10/1959	Cancelled(6*)	0	0	5	-5	-100.00%	5	26	0		None		P,S,T,M,VP SC	N/R	
20171	COPENHAGEN OSTERBRO	04/21/1959	Active	10	1	3	-2	-16.67%	12	2	0		None		P,S,T,M,VP SC	N/R	
20170	COPENHAGEN VALBY	11/27/1957	Active	2	0	0	0	0.00%	2		0		2		M,VP,SC	4	
36589	DIANALUND	02/07/1979	Active	11	0	1	-1	-8.33%	12	46	7		None		P,S,T,M,VP SC	N/A	
20172	DRAGOR	03/11/1964	Active	12	2	3	-1	-7.69%	14	4	0		2		S,VP	24+	
51143	DRAGSHOLM	12/27/1990	Active	21	2	1	1	5.00%	21	0	0			IP	SC	12	\$2,213.84
20328	EGEDAL	08/21/1972	Active	13	2	1	1	8.33%	12	3	1		None		P,S,M,VP,SC	N/A	
20306	EYSTUROY	08/22/1969	Active	12	1	0	1	9.09%	11		1		None		P,S,T,M,VP SC	N/R	
20314	FREDERIKSBORG	05/07/1962	Active	18	1	5	-4	-18.18%	22	20	0			N	M	N/R	
20304	FREDERIKSVAERK	03/01/1965	Active	8	1	0	1	14.29%	7		6		None		P,S,T,M,VP SC	N/A	
20175	FUGLEBJERG	07/26/1973	Active	13	0	0	0	0.00%	13		18		None		P,S,T,M,VP SC	N/A	
20331	FURESO	12/08/1964	Active	6	1	1	0	0.00%	6	1	0		5	N	M,SC	N/A	
20327	GLADSAXE	03/07/1966	Active	18	5	6	-1	-5.26%	19	12	0			N		N/A	\$693.00
20177	GREVE	09/28/1965	Active	8	0	0	0	0.00%	8		3				VP,SC	N/R	
20315	GRIBSKOV	04/17/1967	Active	15	1	2	-1	-6.25%	16	6	1		None		P,S,T,M,VP SC	N/A	
20174	HASLEV	09/16/1969	Active	8	0	0	0	0.00%	8		19		None		P,S,T,M,VP SC	N/A	
64250	HEDELAND	05/08/2001	Active	5	1	2	-1	-16.67%	6	27	0		11	N	M,SC	N/A	\$1,428.14
20302	HELLERUP	11/22/1955	Active	30	0	4	-4	-11.76%	33	11	0		2	R	M,SC	5	\$6,477.69
20309	HERLEV	04/10/1962	Active	24	2	1	1	4.35%	24	2	1		None		P,S,T,M,VP SC	N/R	
38332	HONG	04/29/1980	Active	21	2	1	1	5.00%	20	5	1			N	SC	N/A	



# Club Health Assessment for District 106 A through May 2025

			Status	Membership							Reports					Finance		LCIF
Club Number	Club Name	Charter Date		Current Member Count	YTD Members Added	YTD Members Dropped	YTD Net Growth	YTD Net Growth%	Member Count 12 Months Ago	Avg. length of service for dropped members	Months Since Last MMR ***	Yrs. Since Last Officer Report	President Rotation	Vice President Reported ****	Months Since Last Activity Report ***	Account Balance	Donations for current Fiscal Year	
			Number of times on status quo within last two years	If below 15 members appears					If net loss is greater than 20% appears			If no report in 3 months appears in	When more than one year appears in	Number of repeat terms	Notes the officers that do not have an active	If no report at 12 months appears in red		
29226	HUNDESTED	04/30/1974	Active	14	1	3	-2	-12.50%	16	7	1		None	P,S,T,M,VP SC	N/A			
20180	HVIDOVRE	10/03/1963	Active	14	0	2	-2	-12.50%	16	2	1		3	S,M,VP,SC	N/A		\$306.92	
46061	ILULISSAT JACOBHAVN	04/18/1986	Active	25	6	3	3	13.64%	23	6	1		N	T,M,SC	N/R			
20199	ISHØJ	10/05/1971	Active	15	1	3	-2	-11.76%	17	5	3		2	N	24+		\$555.58	
50090	JERNLOSE	01/08/1990	Active	13	0	0	0	0.00%	13		2		IP	SC	N/R			
58384	JYLLINGE	06/04/1996	Active	6	0	0	0	0.00%	6		19		None	P,S,T,M,VP SC	N/A			
28230	KALUNDBORG	03/29/1974	P- Active	11	0	2	-2	-15.38%	13	33	0		None	P,S,T,M,VP SC	N/R		\$460.37	
35602	KARLSLUNDE	05/03/1978	Active	2	0	0	0	0.00%	2		3		8	VP	4		\$417.55	
20181	KASTRUP TARNBY	03/11/1963	Active	7	0	1	-1	-12.50%	8	37	9		None	P,S,T,M,VP SC	N/R		\$144.26	
35078	KLAKSVIK	02/27/1978	Active	1	0	0	0	0.00%	1		99		None	P,S,T,M,VP SC	N/A			
20182	KOGE	03/09/1967	Active	16	0	1	-1	-5.88%	17	7	3		N	M,SC	N/A		\$3,157.19	
20183	KORSOR	06/02/1967	Active	12	0	0	0	0.00%	12		19			M,VP,SC	N/A			
37848	LANGENBAEK	12/10/1979	Active	22	0	2	-2	-8.33%	24	45	0		N		N/A			
49839	LEJRE	09/05/1989	Active	10	0	0	0	0.00%	10		19		None	P,S,T,M,VP SC	24+		\$695.91	
108469	LILJAN TØRSHAVN	05/25/2010	Active	14	0	0	0	0.00%	14		17		None	P,S,T,M,VP SC	N/R			
20184	MARIBO	02/02/1966	Active	9	2	1	1	12.50%	9	5	0		N	SC	N/A			
20185	MON	06/12/1967	Active	20	2	0	2	11.11%	17		3		2	N	M,SC	N/R	\$1,087.50	
20186	NAESTVED	09/11/1962	Active	5	0	2	-2	-28.57%	7	7	7		3	T,M,VP,SC	N/R			
20179	NAESTVED HERLUFSHOLM	01/04/1972	Active	1	0	2	-2	-66.67%	3	14	4		None	P,S,T,M,VP SC	N/A			
20187	NAKSKOV	06/28/1967	Active	29	3	3	0	0.00%	29	25	1		N		N/R			
46059	NORRE ALSLEV	04/16/1986	Active	15	1	0	1	7.14%	14		3		2	N	M,VP,SC	N/R	\$767.29	
Exc Award (06/30/2018)																		
35216	NUUK	03/20/1978	Active	11	0	3	-3	-21.43%	14	4	0		None	P,S,T,M,VP SC	N/R		\$3,836.44	
20188	NYKOBING	02/06/1964	Active	9	3	1	2	28.57%	7	15	0		None	P,S,T,M,VP SC	N/R			
58393	NYSTED	06/03/1996	Active	18	1	3	-2	-10.00%	20	12	1		2	N	M,VP,SC	N/R	\$513.91	




# Club Health Assessment for District 106 A through May 2025

			Status	Membership							Reports					Finance		LCIF
Club Number	Club Name	Charter Date		Current Member Count	YTD Members Added	YTD Members Dropped	YTD Net Growth	YTD Net Growth%	Member Count 12 Months Ago	Avg. length of service for dropped members	Months Since Last MMR ***	Yrs. Since Last Officer Report	President Rotation	Vice President Reported ****	Months Since Last Activity Report ***	Account Balance	Donations for current Fiscal Year	
			Number of times on status quo within last two years	If below 15 members appears				If net loss is greater than 20% appears			If no report in 3 months appears in	When more than one year appears in	Number of repeat terms	Notes the officers that do not have an active	If no report at 12 months red			
20322	ODSHERRED	08/03/1971	Active	14	0	1	-1	-6.67%	14	9	8		None	P,S,T,M,VP SC	N/A			
63123	OSTBORNHOLM	05/04/2000	Active	0	0	10	-10	-100.00%	12	21	0		None	P,S,T,M,VP SC	N/A			
31573	PRAESTO FLADSA	01/16/1976	Active	14	1	0	1	7.69%	13		7		4	N	M,SC	N/A		
47433	QAQORTOQ	06/11/1987	Active	6	0	3	-3	-33.33%	9	4	4		None	P,S,T,M,VP SC	N/R			
31574	RAMSO	01/20/1976	Active	8	1	2	-1	-11.11%	9	24	1			VP,SC	N/R		\$695.91	
20191	RINGSTED	05/20/1959	Active	19	0	0	0	0.00%	19		1		2	N	T,M	N/R	\$4,469.03	
30889	RINGSTED KNUD LAVARD	06/06/1975	Active	22	1	4	-3	-12.00%	25	10	8			N	S,T,M,SC	N/R	\$2,646.07	
20190	RONNE	04/06/1967	Active	20	2	3	-1	-4.76%	21	25	0		2	N	M,SC	N/A		
107009	ROSKILDE ABSALON	12/09/2009	Active	9	5	1	4	80.00%	5	15	1			T,M,VP,SC	3			
20192	SAKSKOBING	11/26/1962	Active	14	0	1	-1	-6.67%	15	8	0		None	P,S,T,M,VP SC	N/A			
48545	SISIMIUT	05/02/1988	Active	12	0	0	0	0.00%	12		18		None	P,S,T,M,VP SC	N/R			
34464	SKAELSKOR	09/14/1977	Active	17	0	0	0	0.00%	17		4			N		N/R	\$1,534.58	
20193	SLAGELSE	12/07/1962	Active	19	1	1	0	0.00%	19	14	5			M,VP,SC	N/A			
20326	SOLLEROD	01/17/1957	Active	12	0	3	-3	-20.00%	15	21	5			N	M,SC	N/A		
20195	SOLROD	09/27/1972	Active	6	0	1	-1	-14.29%	7	38	0		2	N	S,M,SC	24+		
20194	SORO	08/21/1972	Active	20	1	0	1	5.26%	19		10			N	SC	N/A	\$1,534.58	
20196	STEVNS	02/16/1973	Active	19	2	1	1	5.56%	18	8	3			M,VP,SC	N/A		\$1,319.49	
46168	SUDUROY	05/09/1986	Active	40	3	3	0	0.00%	40	17	3		None	P,S,T,M,VP SC	N/A			
32819	SUSA	10/11/1976	Active	18	2	2	0	0.00%	17	27	0		None	P,S,T,M,VP SC	N/R			
37547	SVINNINGE	09/24/1979	Active	13	0	0	0	0.00%	13		1		None	P,S,T,M,VP SC	N/A		\$767.29	
20197	SYDFALSTER	05/02/1973	Active	9	0	1	-1	-10.00%	10	28	3		4	S,T,M,VP,SC	N/R			
59798	SYDLOLLAND	06/27/1997	Active	17	0	0	0	0.00%	17		1			IP	M,SC	N/R		
20198	TASTRUP	09/15/1966	Active	0	0	7	-7	-100.00%	7	24	1		None	P,S,T,M,VP SC	N/A			
120273	Tindur Skarvanes	09/04/2013	Active	36	1	6	-5	-12.20%	41	13	2		None	P,S,T,M,VP SC	N/A			
44864	TOLLOSE	04/29/1985	Active	18	2	3	-1	-5.26%	19	17	0		None	N	P,M	N/A	\$1,322.22	



## Club Health Assessment for District 106 A through May 2025

			Status	Membership							Reports					Finance	LCIF
Club Number	Club Name	Charter Date		Current Member Count	YTD Members Added	YTD Members Dropped	YTD Net Growth	YTD Net Growth%	Member Count 12 Months Ago	Avg. length of service for dropped members	Months Since Last MMR ***	Yrs. Since Last Officer Report	President Rotation	Vice President Reported ****	Months Since Last Activity Report ***	Account Balance	Donations for current Fiscal Year
			Number of times on status quo within last two years	If below 15 members appears				If net loss is greater than 20% appears			If no report in 3 months appears in	When more than one year appears in	Number of repeat terms	Notes the officers that do not have an active	If no report at 12 months appears in red		
32744	TORNVED	09/07/1976	Active	1	0	3	-3	-75.00%	4	14	0		None	P,S,T,M,VP SC	N/A		
20330	TORSHAVN	09/28/1966	Active	47	1	1	0	0.00%	47	5	2		N	M,SC	N/R		
20200	TUNE	05/25/1973	Active	15	2	1	1	7.14%	13	14	1		2	T,M,VP,SC	N/R		
45791	VAGAR	02/11/1986	Active	31	2	0	2	6.90%	29		9		2	N	S,T,M,VP,SC	N/A	
20201	VALLENSBAEK	12/26/1969	Active	15	0	0	0	0.00%	17		0		N	M,SC	N/R		\$1,500.00
20333	VIRUM	02/15/1968	Active	6	0	0	0	0.00%	7		11		None	P,S,T,M,VP SC	N/A		\$216.39
20203	VORDINGBORG	03/25/1965	Active	11	3	0	3	37.50%	6		7		None	P,S,T,M,VP SC	N/R		

Clubs Cancelled Previous Fiscal Year – Clubs Cancelled within last 12 months may be reinstated

Club Number	Club Name	Charter Date	Current Status*	Cancellation Date
20308	FREDENSBORG	02/12/1969	Cancelled(7*)	04/29/2024
20319	KARLEBO	07/10/1970	Cancelled(6*)	12/29/2023
53581	NORRE ALSLEV HELENERNE	08/11/1992	Cancelled(6*)	12/29/2023
38333	SKOVLUNDE	04/29/1980	Cancelled(6*)	12/29/2023
97684	SLAGELSE DAISY	09/06/2006	Cancelled(6*)	12/29/2023

Current Total Clubs Count	YTD New Clubs Count	YTD Cancelled Clubs Count	YTD Net Club Gain	Current Total Members Count	YTD Add	YTD Drop	YTD Net Growth	YTD Net Growth %	Member Count 12 Months Ago	Average Member Count Per Club	% of Clubs with less than 20 members	% No MMR in 3 Months	% No Officer Report in 12 Months	% of Clubs with balance 90+ days	Number of Clubs in Status Quo	% Status Quo Clubs in Financial Suspension	Number of Cancelled Clubs	Average Cancelled Club Age	Members Lost Due to Cancellation	% of Clubs Cancelled for Non-Financial Reasons
79	0	1	-1	1,093	73	132	-59	-5.12%	1,157	14	81%	44%	0%	0%	0	0%	1	267	5	100%

\* - P - Priority Club. Cancellation Reasons: 1-Objectives/conduct, 2-Non-active club, 5-Non-existing club, 6-Disbanding, 7-Merger, 8-Financial Suspension, 9-District/Multiple District Dues.

\*\* - Abbreviation: P-President, S-Secretary, T-Treasurer, M-Member Chairperson, VP-First Vice President, MC-Communications Chairperson, SC-Service Chairperson

\*\*\* - Abbreviation: N/R - Never reported using the Lions Clubs website, N/A - Not applicable, No password registered for the Lions Clubs website.

\*\*\*\* - Abbreviation: N - New, IP - Immediate Past, R - Repeat.




# Club Health Assessment for District 106 B through May 2025

			Status	Membership							Reports					Finance		LCIF
Club Number	Club Name	Charter Date		Current Member Count	YTD Members Added	YTD Members Dropped	YTD Net Growth	YTD Net Growth%	Member Count 12 Months Ago	Avg. length of service for dropped members	Months Since Last MMR ***	Yrs. Since Last Officer Report	President Rotation	Vice President Reported ****	Months Since Last Activity Report ***	Account Balance	Donations for current Fiscal Year	
			Number of times on status quo within last two years	If below 15 members appears					If net loss is greater than 20% appears			If no report in 3 months appears in	When more than one year appears in	Number of repeat terms	Notes the officers that do not have an active	If no report at 12 months appears in red		
Clubs more than two years old																		
20208	AABYBRO	02/25/1972	P- Active	27	3	2	1	3.85%	27	3	0			N	T	N/A		
20204	AALBORG	12/16/1953	Active	27	0	3	-3	-10.00%	30	12	1		None		P,S,T,M,VP SC	N/A		
20205	AALBORG BUDOLFI	08/21/1963	Active	10	1	4	-3	-23.08%	14	35	0		None	N	P,T,M,SC	N/A		
49133	AALBORG LIMFJORDEN	01/04/1989	Active	9	1	1	0	0.00%	9	1	1		None		P,S,T,M,VP SC	N/A		
20206	AALBORG MARIENDAL	12/01/1964	Active	14	1	4	-3	-17.65%	17	11	0				M,VP,SC	N/R		
20210	AALESTRUP	02/25/1972	Active	23	4	0	4	21.05%	19		4			N	P,M,SC	N/R		
20209	AARS	04/02/1964	Active	42	3	1	2	5.00%	40	45	0			N	S,M	N/A	\$3,625.00	
104310	AARS AARSTIDENS KVINDER	02/02/2009	Active	24	1	1	0	0.00%	23	14	4			IP	M	4	\$699.00	
47432	AASKOV	06/11/1987	Active	21	4	2	2	10.53%	19	21	4		None		P,S,T,M,VP SC	N/A		
20212	ARDEN	01/15/1974	Active	24	2	5	-3	-11.11%	27	12	2			N	M,SC	3		
Exc Award (06/30/2024)																		
20211	AULUM	04/08/1970	Active	24	1	3	-2	-7.69%	26	31	5		None		P,S,T,M,VP SC	N/A	\$7,212.81	
28053	BJERRINGBRO	02/15/1974	Active	25	4	2	2	8.70%	23	6	2		None		P,S,T,M,VP SC	N/R	\$1,046.20	
44175	BRANDE	07/10/1984	Active	29	4	2	2	7.41%	26	4	0			N	SC	N/A		
20213	BRONDERSLEV	08/13/1970	Active	22	2	0	2	10.00%	19		3			N	M	N/R		
20218	DRONNINGLUND	01/15/1970	Active	25	4	1	3	13.64%	22	38	0			N	M	N/A		
78493	DRONNINGLUND INGEBORG SKEEL	03/15/2004	Active	23	3	1	2	9.52%	21	1	4			N	M	N/R		
41037	EBELTOFT MOLS	03/29/1982	Active	8	0	1	-1	-11.11%	9	9	0		None		P,S,T,M,VP SC	N/A		
38869	FARSO	08/25/1980	Active	15	0	1	-1	-6.25%	16	2	2		None		P,S,T,M,VP SC	N/A	\$460.37	
67717	FARSO THIT JENSEN	04/14/2003	Active	16	3	4	-1	-5.88%	17	5	4			N		N/A		
47723	FJENDS	09/21/1987	Active	23	0	1	-1	-4.17%	24	3	3		None		P,S,T,M,VP SC	N/R	\$1,043.85	
45148	FJERRITSLEV	06/06/1985	Active	19	0	0	0	0.00%	19		19		None		P,S,T,M,VP SC	N/A		
75977	FJERRITSLEV VESTERHAVSFRUERNE	06/30/2003	Active	18	1	2	-1	-5.26%	19	6	0		None		P,S,T,M,VP SC	N/A	\$793.41	




# Club Health Assessment for District 106 B through May 2025

			Status	Membership							Reports					Finance	LCIF
Club Number	Club Name	Charter Date		Current Member Count	YTD Members Added	YTD Members Dropped	YTD Net Growth	YTD Net Growth%	Member Count 12 Months Ago	Avg. length of service for dropped members	Months Since Last MMR ***	Yrs. Since Last Officer Report	President Rotation	Vice President Reported ****	Months Since Last Activity Report ***	Account Balance	Donations for current Fiscal Year
			Number of times on status quo within last two years	If below 15 members appears				If net loss is greater than 20% appears			If no report in 3 months appears in	When more than one year appears in	Number of repeat terms		Notes the officers that do not have an active	If no report at 12 months appears in red	
20215	FREDERIKSHAVN	11/05/1957	Active	33	0	1	-1	-2.94%	34	40	7		None		P,S,T,M,VP SC	N/R	\$767.29
56393	FREDERIKSHAVN BANNERSLUND	01/06/1995	Active	36	1	0	1	2.86%	35		4			N	M,SC	N/A	
20214	GL ESTRUP	08/15/1969	Active	18	1	0	1	5.88%	18		5			N		N/A	\$793.41
20217	GRENAA	09/21/1962	Active	34	3	0	3	9.68%	30		3			N		N/R	
64107	GRENAA OLIVIA	03/27/2001	Active	23	1	1	0	0.00%	23	7	1			N	M,SC	1	
20224	GUG	12/02/1970	Active	10	0	1	-1	-9.09%	11	2	3				S,M,VP,SC	N/R	
20219	HADSTEN	11/27/1970	Active	17	3	3	0	0.00%	17	21	0		None		P,S,T,M,VP SC	N/A	
30477	HALS	03/31/1975	Active	38	2	5	-3	-7.32%	41	22	0		None		P,S,T,M,VP SC	N/A	
65350	HALS SOPHIE HEDVIG	05/17/2002	Active	28	1	4	-3	-9.68%	31	6	1		None		P,S,T,M,VP SC	N/R	
20247	HAMMER BAKKER	08/03/1971	Active	20	1	2	-1	-4.76%	22	6	0		None		P,S,T,VP,SC	N/R	
88768	HAMMER BAKKER HAMMERPIGERNE	06/30/2005	Active	15	0	1	-1	-6.25%	16	3	4				T,M,VP,SC	N/R	\$1,381.12
20221	HANBO BROVST	05/22/1972	Active	25	0	5	-5	-16.67%	30	2	0		None		P,S,T,M,VP SC	N/A	\$767.29
42562	HANSTHOLM	04/22/1983	Active	27	1	1	0	0.00%	27	1	3		None		P,S,T,M,VP SC	N/A	\$460.37
20216	HASSERIS	08/08/1961	Active	33	2	4	-2	-5.71%	35	10	0		None		P,S,T,M,VP SC	N/A	
20222	HERNING	12/01/1964	Active	17	0	2	-2	-10.53%	19	12	0			N		2	
46741	HERNING ULDJYDEN	12/30/1986	Active	14	1	2	-1	-6.67%	15	21	0		None		P,VP,SC	1	
64270	HIMMELBJERGET	05/15/2001	Active	21	1	1	0	0.00%	21	2	2		None		P,S,T,M,VP SC	N/R	\$418.52
30132	HINNERUP	01/13/1975	Active	13	1	0	1	8.33%	12		4		2	IP	M,SC	N/R	\$460.37
66360	HINNERUP DAGMARS KILDE	06/27/2002	Active	29	0	1	-1	-3.33%	30	13	2		2	N		0	
44559	HIRTSHALS	01/31/1985	Active	37	5	0	5	15.63%	32		4			N	M,SC	N/A	
20226	HJORRING	02/09/1956	Active	22	1	6	-5	-18.52%	25	4	0		2	N	M	N/A	\$1,841.50
63138	HJORRING SCT CATHARINA	05/10/2000	Active	22	2	1	1	4.76%	22	6	0		None		P,S,T,M,VP SC	N/A	\$1,565.94
20227	HJORRING VENDIA	10/08/1973	Active	18	0	1	-1	-5.26%	18	27	0				S,T,M,VP,SC	N/A	
20223	HOBRO	01/15/1974	Active	14	0	1	-1	-6.67%	15	8	1				M,VP,SC	N/A	\$1,043.86



# Club Health Assessment for District 106 B through May 2025

			Status	Membership							Reports					Finance	LCIF
Club Number	Club Name	Charter Date		Current Member Count	YTD Members Added	YTD Members Dropped	YTD Net Growth	YTD Net Growth%	Member Count 12 Months Ago	Avg. length of service for dropped members	Months Since Last MMR ***	Yrs. Since Last Officer Report	President Rotation	Vice President Reported ****	Months Since Last Activity Report ***	Account Balance	Donations for current Fiscal Year
			Number of times on status quo within last two years	If below 15 members appears				If net loss is greater than 20% appears			If no report in 3 months appears in	When more than one year appears in	Number of repeat terms		Notes the officers that do not have an active	If no report at 12 months appears in red	
20228	HOLSTEBRO	09/23/1968	Active	32	2	1	1	3.23%	31	14	1			N	SC	0	\$417.50
64910	HOLSTEBRO KAROLINE	01/15/2002	Active	27	1	3	-2	-6.90%	29	7	5			N		5	\$145.00
20230	HVETBO	12/01/1969	Active	35	4	3	1	2.94%	34	7	3			N	M	5	
45789	HVORSLEV	02/14/1986	Active	16	1	0	1	6.67%	16		4			N	S	N/A	
20231	IKAST	11/19/1970	Active	23	0	0	0	0.00%	18		0			N	M,SC	N/A	
68500	KALO	04/14/2003	Active	13	4	5	-1	-7.14%	14	16	4				M,VP,SC	N/R	
45149	KARUP	06/21/1985	Active	27	2	2	0	0.00%	27	14	4		2	N	M,SC	N/R	\$2,436.48
Exc Award (06/30/2018)																	
82607	KATTEGAT	06/14/2004	Active	21	1	2	-1	-4.55%	22	2	6		2		T,M,VP,SC	N/A	
29137	KJELLERUP	04/16/1974	Active	18	1	0	1	5.88%	17		4		None		P,S,T,M,VP SC	N/R	\$2,230.49
20232	KLARUP	12/10/1970	Active	11	0	6	-6	-35.29%	17	12	1		None		P,S,T,M,VP SC	N/A	
44863	LANGA	04/11/1985	Active	26	3	0	3	13.04%	23		3		None		P,S,T,M,VP SC	N/A	
36069	LEMVIG	09/27/1978	Active	28	2	1	1	3.70%	27	1	2			N	M,SC	N/A	
78763	LEMVIG LIDENLUND	04/12/2004	Active	3	2	0	2	200.00%	1		0		None		P,S,T,M,VP SC	N/A	
78506	LIMFJORD	03/18/2004	Active	17	1	0	1	6.25%	16		3				M,VP,SC	N/A	
20233	LINDHOLM	05/16/1970	Active	1	0	0	0	0.00%	1		19		None		P,S,T,M,VP SC	N/A	
20234	LOGSTOR	02/01/1967	Active	29	2	5	-3	-9.38%	33	20	0		None		P,S,T,M,VP SC	N/A	
66361	LOGSTOR FREJA	06/27/2002	Active	30	4	1	3	11.11%	27	1	1		3		T,M,VP,SC	N/A	
54085	LOKKEN	02/11/1993	Active	33	3	0	3	10.00%	30		4		None		P,S,T,M,VP SC	N/A	\$793.41
78507	LOKKEN VRA HAVFRUERNE	03/18/2004	Active	27	4	4	0	0.00%	27	4	0			N	M,SC	N/A	\$476.04
51989	MOLDRUP	09/03/1991	Active	26	2	2	0	0.00%	26	31	2				P,T,M,VP,SC	N/R	
97768	MOLDRUP VOLVERNE	09/27/2006	Active	26	2	1	1	4.00%	26	1	1			N	P,M,SC	1	
33148	MORSO	12/27/1976	Active	21	0	1	-1	-4.55%	23	47	0		None		P,S,T,M,VP SC	N/R	
28054	NIBE	02/15/1974	Active	47	4	1	3	6.82%	42	3	1		None		P,S,T,VP,SC	N/A	
67440	NIBE GULDGAASEN	03/13/2003	Active	35	1	1	0	0.00%	33	3	0		2	R	S,M,SC	12	





# Club Health Assessment for District 106 B through May 2025

			Status	Membership							Reports					Finance		LCIF
Club Number	Club Name	Charter Date		Current Member Count	YTD Members Added	YTD Members Dropped	YTD Net Growth	YTD Net Growth%	Member Count 12 Months Ago	Avg. length of service for dropped members	Months Since Last MMR ***	Yrs. Since Last Officer Report	President Rotation	Vice President Reported ****	Months Since Last Activity Report ***	Account Balance	Donations for current Fiscal Year	
			Number of times on status quo within last two years	If below 15 members appears				If net loss is greater than 20% appears			If no report in 3 months appears in	When more than one year appears in	Number of repeat terms		Notes the officers that do not have an active	If no report at 12 months red		
116735	NORDDJURS SVANERNE	05/02/2012	Active	23	2	2	0	0.00%	23	9	1		None	P,S,T,M,VP SC	N/R			
20235	NORRESUNDBY	01/26/1961	Active	8	0	0	0	0.00%	8		6		3	M,VP,SC	N/A			
62366	PANDRUP	09/24/1999	Active	12	0	0	0	0.00%	12		16		None	P,S,T,M,VP SC	N/A		\$320.48	
20238	RANDERS	06/08/1955	Active	16	0	1	-1	-5.88%	17	3	0		2	M,VP,SC	N/R		\$278.37	
	Exc Award (06/30/2016)																	
20237	RANDERS GUDENAA	09/21/1966	Cancelled(6*)	0	0	9	-9	-100.00%	9	24	2		None	P,S,T,M,VP SC	N/A			
28055	RANDERS NIELS EBBESEN	02/11/1974	Active	3	0	2	-2	-40.00%	6	24	0		None	P,S,T,M,VP SC	N/R			
20246	REBILD	10/20/1972	Active	20	0	3	-3	-13.04%	22	20	0		None	P,S,T,M,VP SC	N/R			
20284	RINGKOBING	05/22/1972	Active	54	4	0	4	8.00%	50		0			S,T,M,SC	N/A		\$1,043.86	
82606	ROLD SKOV REBILD	06/14/2004	Active	19	3	1	2	11.76%	17	12	0		N	M	2			
20236	RONDE	07/23/1973	Active	22	0	0	0	0.00%	22		6		None	P,S,T,M,VP SC	N/A			
20229	ROSENHOLM	11/28/1962	Active	19	0	2	-2	-9.52%	21	17	1			M,SC	N/A		\$306.92	
20245	RY	12/03/1969	Active	22	4	2	2	10.00%	21	20	3			P,M,VP,SC	N/R			
20239	SAEBY	05/08/1963	Active	31	3	2	1	3.33%	31	32	1		None	P,S,T,M,VP SC	N/A			
67716	SALLING / MORS	04/14/2003	Active	25	2	1	1	4.17%	24	0	0			N	SC	N/A	\$767.29	
20243	SILKEBORG	05/20/1964	Active	13	3	2	1	8.33%	12	11	2		None	P,S,T,M,VP SC	N/A			
64210	SILKEBORG THEODORA	04/13/2001	Active	13	0	0	0	0.00%	13		0		None	P,S,T,M,VP SC	N/A		\$306.92	
20241	SKAGEN	04/15/1964	Active	27	1	0	1	3.85%	26		0		None	P,S,T,M,VP SC	N/A			
67490	SKAGEN ANNA ANCHER	03/27/2003	Active	28	2	1	1	3.70%	27	12	1			M,VP,SC	0		\$695.91	
20240	SKIVE	02/19/1963	Active	27	0	2	-2	-6.90%	29	22	1		None	P,S,T,M,VP SC	N/R		\$837.04	
20242	SKODSTRUP	07/09/1968	Active	23	1	1	0	0.00%	23	52	9		None	P,S,T,M,VP SC	N/R			
20244	STRUER	02/17/1972	Active	19	3	3	0	0.00%	19	17	0			N	SC	19	\$1,391.81	
65007	STRUER KIRSTEN BANG	02/15/2002	Active	11	0	4	-4	-26.67%	13	2	0		None	P,S,T,M,VP SC	N/R			
20248	SVENSTRUP	05/11/1973	Active	21	3	3	0	0.00%	21	16	2		3	N	M,SC	1		
35213	SYDTHY	03/27/1978	Active	22	3	2	1	4.76%	21	14	1		None	P,S,T,M,VP SC	N/A		\$1,395.07	





# Club Health Assessment for District 106 B through May 2025

			Status	Membership							Reports					Finance		LCIF
Club Number	Club Name	Charter Date		Current Member Count	YTD Members Added	YTD Members Dropped	YTD Net Growth	YTD Net Growth%	Member Count 12 Months Ago	Avg. length of service for dropped members	Months Since Last MMR ***	Yrs. Since Last Officer Report	President Rotation	Vice President Reported ****	Months Since Last Activity Report ***	Account Balance	Donations for current Fiscal Year	
			Number of times on status quo within last two years	If below 15 members appears					If net loss is greater than 20% appears			If no report in 3 months appears in	When more than one year appears in	Number of repeat terms	Notes the officers that do not have an active	If no report at 12 months appears in red		
67436	SYDTHY LIDEN KIRSTEN	03/13/2003	Active	21	1	0	1	5.00%	20		0			N	M	N/A	\$1,043.73	
20249	THISTED	10/03/1966	Active	47	1	2	-1	-2.08%	46	1	2			N	M,SC	5		
57846	THISTED THYLANDIA	02/06/1996	Active	33	3	0	3	10.00%	30		0		None	N	P,SC	N/A	\$431.47	
46060	TJELE	04/16/1986	Active	16	0	1	-1	-5.88%	17	7	0		None		P,S,T,M,VP SC	N/A		
84861	TREHOJE LINGTOTTER	03/30/2005	Active	16	0	1	-1	-5.88%	17	20	0			N		N/R		
48051	TREHOJE VEST	01/14/1988	Active	27	2	2	0	0.00%	26	23	0			N		0		
42434	ULFBORG VEMB	03/03/1983	Active	14	1	2	-1	-6.67%	15	2	2			N	M,SC	N/A		
35214	VADUM	03/28/1978	Active	9	0	1	-1	-10.00%	10	7	2		None		P,S,T,M,VP SC	N/A		
20250	VIBORG	06/10/1959	Active	38	3	4	-1	-2.56%	39	29	0		None		P,S,T,M,VP SC	N/R		
56136	VIBORG BORGVOLD	10/06/1994	Active	15	2	0	2	15.38%	13		2		2		M,VP,SC	N/A		
33564	VILDBJERG	03/28/1977	Active	23	6	1	5	27.78%	15	0	0			N	M,SC	N/A		
38077	VINDERUP	02/11/1980	Active	24	0	2	-2	-7.69%	26	14	3				VP	1		
64962	VINDERUP-VICTORIA	01/30/2002	Active	11	0	1	-1	-8.33%	12	6	0		None		P,S,T,M,VP SC	N/A	\$2,498.84	
20251	VRAA	01/07/1972	Active	1	0	0	0	0.00%	1		19		None		P,S,T,M,VP SC	N/A		

Clubs Cancelled Previous Fiscal Year – Clubs Cancelled within last 12 months may be reinstated

Club Number	Club Name	Charter Date	Current Status*	Cancellation Date
20225	HAMMEL	04/14/1972	Cancelled(6*)	02/29/2024
49020	PURHUS	11/15/1988	Cancelled(6*)	12/29/2023
59028	RANDERS MALVINA	01/28/1997	Cancelled(6*)	06/29/2024

Current Total Clubs Count	YTD New Clubs Count	YTD Cancelled Clubs Count	YTD Net Club Gain	Current Total Members Count	YTD Add	YTD Drop	YTD Net Growth	YTD Net Growth %	Member Count 12 Months Ago	Average Member Count Per Club	% of Clubs with less than 20 members	% No MMR in 3 Months	% No Officer Report in 12 Months	% of Clubs with balance 90+ days	Number of Clubs in Status Quo	% Status Quo Clubs in Financial Suspension	Number of Cancelled Clubs	Average Cancelled Club Age	Members Lost Due to Cancellation	% of Clubs Cancelled for Non-Financial Reasons
107	0	1	-1	2,377	168	183	-15	-0.63%	2,379	22	38%	34%	0%	0%	0	0%	1	173	9	100%



Club Health Assessment for District 106 B through May 2025

			Status	Membership							Reports					Finance	LCIF
Club Number	Club Name	Charter Date		Current Member Count	YTD Members Added	YTD Members Dropped	YTD Net Growth	YTD Net Growth%	Member Count 12 Months Ago	Avg. length of service for dropped members	Months Since Last MMR ***	Yrs. Since Last Officer Report	President Rotation	Vice President Reported ****	Months Since Last Activity Report ***	Account Balance	Donations for current Fiscal Year
			Number of times on status quo within last two years	If below 15 members appears				If net loss is greater than 20% appears			If no report in 3 months appears in	When more than one year appears in	Number of repeat terms	Notes the officers that do not have an active	If no report at 12 months appears in red		

\* - P - Priority Club. Cancellation Reasons: 1-Objectives/conduct, 2-Non-active club, 5-Non-existing club, 6-Disbanding, 7-Merger, 8-Financial Suspension, 9-District/Multiple District Dues.  
\*\* - Abbreviation: P-President, S-Secretary, T-Treasurer, M-Member Chairperson, VP-First Vice President, MC-Communications Chairperson, SC-Service Chairperson  
\*\*\* - Abbreviation: N/R - Never reported using the Lions Clubs website, N/A - Not applicable, No password registered for the Lions Clubs website.  
\*\*\*\* - Abbreviation: N - New, IP - Immediate Past, R - Repeat.



# Club Health Assessment for District 106 C through May 2025

			Status	Membership							Reports					Finance		LCIF
Club Number	Club Name	Charter Date		Current Member Count	YTD Members Added	YTD Members Dropped	YTD Net Growth	YTD Net Growth%	Member Count 12 Months Ago	Avg. length of service for dropped members	Months Since Last MMR ***	Yrs. Since Last Officer Report	President Rotation	Vice President Reported ****	Months Since Last Activity Report ***	Account Balance	Donations for current Fiscal Year	
			Number of times on status quo within last two years	If below 15 members appears				If net loss is greater than 20% appears			If no report in 3 months appears in	When more than one year appears in	Number of repeat terms	Notes the officers that do not have an active	If no report at 12 months red			
Clubs more than two years old																		
49171	AARHUS RÉGINA	01/24/1989	Active	11	0	0	0	0.00%	11		1		5	S,T,M,VP,SC	N/A			
20255	AARHUS SCT CLEMENS	04/27/1964	Active	22	0	2	-2	-8.33%	24	4	0			S,M,VP,SC	N/A			
20253	AARHUS-VIBY	06/26/1954	Active	10	0	0	0	0.00%	9		2		None	P,S,T,M,VP SC	N/A			
100946	ALS	12/26/2007	Active	22	3	4	-1	-4.35%	24	11	0			M,VP,SC	13		\$400.00	
20257	ASSENS	04/08/1964	Active	11	2	0	2	22.22%	9		1		N	SC	N/R			
43161	BEDER & MALLING	11/29/1983	Active	13	5	5	0	0.00%	13	8	0		None	P,S,T,M,VP SC	N/R		\$974.27	
34978	BILLUND-GRINDSTED	01/24/1978	Active	30	4	1	3	11.11%	26	0	0		None	P,S,T,M,VP SC	24+		\$697.53	
20258	BOGENSE	10/01/1971	Active	28	1	5	-4	-12.50%	32	17	2		None	P,S,T,M,VP SC	N/A		\$170.00	
37963	BORKOP	01/22/1980	Active	23	1	3	-2	-8.00%	26	16	3		None	P,S,T,M,VP SC	N/A		\$695.91	
20259	BOV	02/15/1970	Active	18	3	2	1	5.88%	18	11	5		N		N/R			
42435	BRAEDSTRUP	03/07/1983	Active	28	2	1	1	3.70%	28	42	0		N	S	24+		\$1,539.93	
36822	BRAMDRUPDAM	03/23/1979	Active	17	4	0	4	30.77%	13		2		2	T,M,VP,SC	N/A			
20260	BRAMMINGE	12/09/1963	Active	11	0	0	0	0.00%	11		0		None	P,S,T,M,VP SC	N/R			
29643	BROAGER GRAASTEN	07/26/1974	Active	13	0	1	-1	-7.14%	14	44	6		2	N	S,SC	4	\$11,126.34	
60639	BRORUP	04/14/1998	Active	11	0	2	-2	-15.38%	13	20	1		3	N		N/R	\$306.92	
20261	ESBJERG - NY ENERGI	01/20/1969	Active	13	2	3	-1	-7.14%	14	37	1		2	VP	24+			
20262	FAABORG-BROBY	08/23/1966	Active	6	0	0	0	0.00%	6		1		4	N	M,SC	N/A		
20263	FREDERICA	05/08/1964	Active	2	0	3	-3	-60.00%	5	14	6		None	N	P,S,T,M,SC	19		
49511	FREDERICA	05/08/1989	Active	12	0	0	0	0.00%	12		3		5	M,VP	N/R			
48517	ELBO-TAULOV-SKAERBA																	
48517	GALTEN SKOVBY	05/06/1988	Active	27	0	3	-3	-10.00%	30	5	4		None	P,S,T,M,VP SC	N/A		\$1,534.58	
31571	GIVE	01/16/1976	Active	22	1	0	1	4.76%	21		7		N	S,M	N/R			
20265	GLAMSBJERG	05/17/1971	Cancelled(6*)	0	0	4	-4	-100.00%	4	46	0		None	P,S,T,M,VP SC	N/R			
20264	GRAM	03/24/1970	Active	0	0	2	-2	-100.00%	2	21	0		None	P,S,T,M,VP SC	N/A			
49112	HAARBY	12/28/1988	Active	29	2	3	-1	-3.33%	30	12	0		2	N	M,SC	N/A	\$1,534.58	



# Club Health Assessment for District 106 C through May 2025

			Status	Membership							Reports					Finance		LCIF
Club Number	Club Name	Charter Date		Current Member Count	YTD Members Added	YTD Members Dropped	YTD Net Growth	YTD Net Growth%	Member Count 12 Months Ago	Avg. length of service for dropped members	Months Since Last MMR ***	Yrs. Since Last Officer Report	President Rotation	Vice President Reported ****	Months Since Last Activity Report ***	Account Balance	Donations for current Fiscal Year	
			Number of times on status quo within last two years	If below 15 members appears				If net loss is greater than 20% appears			If no report in 3 months appears in	When more than one year appears in	Number of repeat terms		Notes the officers that do not have an active	If no report at 12 months appears in red		
20267	HADERSLEV	04/20/1964	Active	7	1	0	1	16.67%	6		0		2	N	M,SC	N/R		
48052	HADERSLEV SOPHIES KILDE	01/14/1988	Active	25	2	2	0	0.00%	25	24	1		None		P,S,T,M,VP SC	16	\$347.96	
144244	Haderslev Vest	12/21/2020	Active	14	0	0	0	0.00%	14		1			N	T,VP,SC	14	\$1,395.07	
35215	HEDENSTED	03/21/1978	Active	21	1	0	1	5.00%	20		4			N	M,SC	5		
20268	HORNING	04/24/1972	Active	27	0	2	-2	-6.90%	29	18	0		2		T,M,VP,SC	N/R	\$388.90	
Exc Award (06/30/2018)																		
119642	Horning Q	06/13/2013	Active	21	2	1	1	5.00%	20	0	1		2		P,T,M,VP,SC	N/A		
20269	HORSENS	05/14/1959	Active	19	1	3	-2	-9.52%	21	10	1		None		P,S,T,M,VP SC	N/R		
20270	HORSENS BYGHOLM	08/06/1973	Active	24	0	1	-1	-4.00%	26	26	1		2	R	S,T,M	N/R		
45790	JUELSMINDE	02/19/1986	Active	21	2	4	-2	-8.70%	23	9	1		None		P,S,T,M,VP SC	N/A	\$767.29	
20272	KOLDING	05/29/1963	Active	31	1	1	0	0.00%	31	1	1			IP	M,SC	24+		
49864	KOLT/HASSELAGER	09/21/1989	Active	19	0	1	-1	-5.00%	20	14	0			N		18		
20273	LANGELAND	02/15/1967	Active	13	1	1	0	0.00%	13	9	4				M,VP,SC	5		
48904	LØGUMKLOSTER	09/20/1988	Active	30	0	0	0	0.00%	30		0			N	SC	N/A		
60592	LUNDERSKOV-VAMDRUP	04/06/1998	Active	14	2	0	2	16.67%	12		1			N	M,SC	N/A		
20274	LYSTRUP	04/23/1970	Active	25	2	0	2	8.70%	24		4			N		N/A		
20275	MIDDELFART	05/25/1966	Active	7	0	2	-2	-22.22%	9	3	0		None		P,S,T,M,VP SC	24+		
53918	NORRE RANGSTRUP	12/28/1992	Active	27	2	0	2	8.00%	25		4		None		P,S,T,M,VP SC	N/A	\$767.29	
20277	NYBORG	04/27/1965	Active	14	0	3	-3	-17.65%	17	2	4		2		M,VP,SC	N/A		
20278	ODDER	10/27/1964	Active	17	0	0	0	0.00%	18		11		None		P,S,T,M,VP SC	N/A	\$435.00	
20279	ODENSE	12/15/1955	Cancelled(6*)	0	0	3	-3	-100.00%	3	26	0		None		P,S,T,M,VP SC	N/A	\$2,260.67	
41744	OLGOD	07/02/1982	Active	16	2	0	2	14.29%	14		4		2		S,T,M,VP,SC	6		
20285	RODDING	09/24/1966	Active	15	1	0	1	7.14%	14		6				T,M,VP,SC	N/A		
20252	RØDEKRO- AABENRAA	05/10/1965	Active	14	0	3	-3	-17.65%	17	32	4			N	M,SC	1		
20286	SAMSOE	05/22/1957	Active	14	1	0	1	7.69%	13		0		None		P,S,T,M,VP SC	N/A		



# Club Health Assessment for District 106 C through May 2025

			Status	Membership							Reports					Finance		LCIF
Club Number	Club Name	Charter Date		Current Member Count	YTD Members Added	YTD Members Dropped	YTD Net Growth	YTD Net Growth%	Member Count 12 Months Ago	Avg. length of service for dropped members	Months Since Last MMR ***	Yrs. Since Last Officer Report	President Rotation	Vice President Reported ****	Months Since Last Activity Report ***	Account Balance	Donations for current Fiscal Year	
			Number of times on status quo within last two years	If below 15 members appears				If net loss is greater than 20% appears			If no report in 3 months appears in	When more than one year appears in	Number of repeat terms		Notes the officers that do not have an active	If no report at 12 months appears in red		
63663	SKANDERBORG SLOT	10/23/2000	Active	26	2	4	-2	-7.14%	28	11	1			N	P,M	N/R		
20289	SKJERN/TARM	04/12/1965	Active	23	2	1	1	4.55%	22	8	1		6	N	SC	4		\$278.37
20291	SOLBJERG	05/29/1970	Active	19	0	2	-2	-9.52%	21	8	4		None		P,S,T,M,VP SC	N/R		\$1,534.58
20287	SONDERBORG	06/14/1956	Active	22	2	3	-1	-4.35%	24	12	2		None		P,S,T,M,VP SC	N/A		
20290	SONDERBORG ALSSUND	07/22/1971	Active	27	1	0	1	3.85%	26		5			N	M,SC	N/A		
34313	SONDERSO	07/21/1977	Active	15	0	1	-1	-6.25%	16	31	0		2		S,T,M,VP,SC	N/R		
20292	SVENDBORG	01/12/1965	Active	8	0	0	0	0.00%	9		0		4	N		N/A		\$1,442.56
39711	TINGLEV	04/20/1981	Active	18	2	3	-1	-5.26%	19	20	0			N	S,M,SC	N/R		
40783	TOMMERUP	01/26/1982	Active	26	2	0	2	8.33%	23		3		None		P,S,T,M,VP SC	N/A		
43768	TORRING ULDUM	04/09/1984	Active	16	1	1	0	0.00%	16	10	3			N	M	N/A		
20293	VARDE	03/21/1962	Active	20	2	5	-3	-13.04%	23	10	0			N		10		
44243	VEJEN	09/05/1984	Active	8	0	3	-3	-27.27%	11	27	1		2		T,M,VP,SC	N/R		\$721.28
97808	VEJEN TUSINDFRYD	10/10/2006	Active	18	2	1	1	5.88%	17	1	3		None		P,S,T,M,VP SC	N/A		
64715	VEJLBY RISSKOV	10/15/2001	Active	7	1	2	-1	-12.50%	8	24	0		None		P,S,T,M,VP SC	N/A		
20294	VEJLE	12/18/1962	Active	9	1	0	1	12.50%	9		2		None	N	P,T,M,SC	N/R		\$313.89
20276	VEJLE MUNKEBJERG	11/30/1971	Active	28	3	1	2	7.69%	26	35	0			N		8		\$767.29
99131	VEJLE THYRA	04/17/2007	Active	15	1	3	-2	-11.76%	17	3	0			N		0		
20295	VIDEBAEK	01/12/1967	Active	35	7	4	3	9.38%	32	32	0			N		N/A		\$2,140.81
42436	VISSENBJERG-AARUP	03/07/1983	Active	0	0	12	-12	-100.00%	12	25	0		None		P,S,T,M,VP SC	N/A		\$348.77
29139	VOJENS	04/23/1974	Active	14	2	0	2	16.67%	13		0			N	M,SC	N/R		

Clubs Cancelled Previous Fiscal Year – Clubs Cancelled within last 12 months may be reinstated

Club Number	Club Name	Charter Date	Current Status*	Cancellation Date
30133	OTTERUP	01/13/1975	Cancelled(6*)	12/29/2023



## Club Health Assessment for District 106 C through May 2025

INTERNATIONAL

Club Number	Club Name	Charter Date	Status		Membership								Reports					Finance		LCIF
					Current Member Count	YTD Members Added	YTD Members Dropped	YTD Net Growth	YTD Net Growth%	Member Count 12 Months Ago	Avg. length of service for dropped members	Months Since Last MMR ***	Yrs. Since Last Officer Report	President Rotation	Vice President Reported ****	Months Since Last Activity Report ***	Account Balance	Donations for current Fiscal Year		
			Number of times on status quo within last two years		If below 15 members appears				If net loss is greater than 20% appears			If no report in 3 months appears in	When more than one year appears in	Number of repeat terms	Notes the officers that do not have an active	If no report at 12 months appears in red				
Current Total Clubs Count	YTD New Clubs Count	YTD Cancelled Clubs Count	YTD Net Club Gain	Current Total Members Count	YTD Add	YTD Drop	YTD Net Growth	YTD Net Growth %	Member Count 12 Months Ago	Average Member Count Per Club	% of Clubs with less than 20 members	% No MMR in 3 Months	% No Officer Report in 12 Months	% of Clubs with balance 90+ days	Number of Clubs in Status Quo	% Status Quo Clubs in Financial Suspension	Number of Cancelled Clubs	Average Cancelled Club Age	Members Lost Due to Cancellation	% of Clubs Cancelled for Non-Financial Reasons
66	0	2	-2	1,168	82	117	-35	-2.91%	1,211	18	59%	32%	0%	0%	0	0%	2	86	7	100%

\* - P - Priority Club. Cancellation Reasons: 1-Objectives/conduct, 2-Non-active club, 5-Non-existing club, 6-Disbanding, 7-Merger, 8-Financial Suspension, 9-District/Multiple District Dues.

\*\* - Abbreviation: P-President, S-Secretary, T-Treasurer, M-Member Chairperson, VP-First Vice President, MC-Communications Chairperson, SC-Service Chairperson

\*\*\* - Abbreviation: N/R - Never reported using the Lions Clubs website, N/A - Not applicable, No password registered for the Lions Clubs website.

\*\*\*\* - Abbreviation: N - New, IP - Immediate Past, R - Repeat.